


4226 m.

GP GRYPYN DI SAN MARINO E DELLA RIVIERA DI RIMINI

Warm Up

Classification

25

	Rider	Nation	Team	Motorcycle	Time	Lap Total	Gap	Top Speed
1	23 Enea BASTIANINI	ITA	Gresini Racing MotoGP	DUCATI	1'31.944	5 12		300.0
2	63 Francesco BAGNAIA	ITA	Ducati Lenovo Team	DUCATI	1'32.010	12 13	0.066 0.066	301.6
3	10 Luca MARINI	ITA	Mooney VR46 Racing Team	DUCATI	1'32.065	8 12	0.121 0.055	300.8
4	20 Fabio QUARTARARO	FRA	Monster Energy Yamaha MotoGP	YAMAHA	1'32.118	10 12	0.174 0.053	295.8
5	12 Maverick VIÑALES	SPA	Aprilia Racing	APRILIA	1'32.186	12 13	0.242 0.068	298.3
6	89 Jorge MARTIN	SPA	Prima Pramac Racing	DUCATI	1'32.231	8 13	0.287 0.045	300.8
7	41 Aleix ESPARGARO	SPA	Aprilia Racing	APRILIA	1'32.254	9 13	0.310 0.023	300.0
8	33 Brad BINDER	RSA	Red Bull KTM Factory Racing	KTM	1'32.318	9 13	0.374 0.064	299.1
9	72 Marco BEZZECCHI	ITA	Mooney VR46 Racing Team	DUCATI	1'32.481	5 12	0.537 0.163	302.5
10	42 Alex RINS	SPA	Team SUZUKI ECSTAR	SUZUKI	1'32.580	12 12	0.636 0.099	297.5
11	43 Jack MILLER	AUS	Ducati Lenovo Team	DUCATI	1'32.581	10 12	0.637 0.001	300.0
12	5 Johann ZARCO	FRA	Prima Pramac Racing	DUCATI	1'32.624	11 12	0.680 0.043	300.0
13	21 Franco MORBIDELLI	ITA	Monster Energy Yamaha MotoGP	YAMAHA	1'32.651	10 13	0.707 0.027	294.2
14	49 Fabio DI GIANNANTONIO	ITA	Gresini Racing MotoGP	DUCATI	1'32.726	7 11	0.782 0.075	295.8
15	88 Miguel OLIVEIRA	POR	Red Bull KTM Factory Racing	KTM	1'32.802	4 12	0.858 0.076	296.7
16	73 Alex MARQUEZ	SPA	LCR Honda CASTROL	HONDA	1'32.809	11 11	0.865 0.007	295.8
17	30 Takaaki NAKAGAMI	JPN	LCR Honda IDEMITSU	HONDA	1'32.910	12 12	0.966 0.101	294.2
18	51 Michele PIRRO	ITA	Aruba.it Racing	DUCATI	1'33.004	4 10	1.060 0.094	297.5
19	44 Pol ESPARGARO	SPA	Repsol Honda Team	HONDA	1'33.010	8 11	1.066 0.006	294.2
20	25 Raul FERNANDEZ	SPA	Tech3 KTM Factory Racing	KTM	1'33.106	7 13	1.162 0.096	295.8
21	4 Andrea DOVIZIOSO	ITA	WithU Yamaha RNF MotoGP Tea	YAMAHA	1'33.274	7 12	1.330 0.168	293.4
22	40 Darryn BINDER	RSA	WithU Yamaha RNF MotoGP Tea	YAMAHA	1'33.276	6 10	1.332 0.002	294.2
23	87 Remy GARDNER	AUS	Tech3 KTM Factory Racing	KTM	1'33.418	13 13	1.474 0.142	293.4
24	6 Stefan BRADL	GER	Repsol Honda Team	HONDA	1'33.423	7 11	1.479 0.005	294.2
25	92 Kazuki WATANABE	JPN	Team SUZUKI ECSTAR	SUZUKI	1'35.982	11 12	4.038 2.559	291.1

Practice condition: Dry

Air: 25°

Humidity: 66%

Ground: 23°

Fastest Lap:	Lap: 5	Enea BASTIANINI	1'31.944	165.4 Km/h
Best Race Lap:	2021	Francesco BAGNAIA	1'32.171	165.0 Km/h
All Time Lap Record:	2021	Francesco BAGNAIA	1'31.065	167.0 Km/h

The results are provisional until the end of the limit for protest and appeals.

Time limit for protest expires 30' after publication of the results - Time:

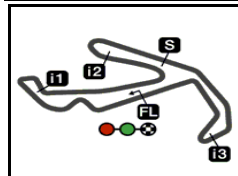
These data/results cannot be reproduced, stored and/or transmitted in whole or in part by any manner of electronic, mechanical, photocopying, recording, broadcasting or otherwise now known or herein after developed without the previous express consent by the copyright owner, except for reproduction in daily press and regular printed publications on sale to the public within 60 days of the event related to those data/results and always provided that copyright symbol appears together as follows below.

© DORNA, 2022

Official MotoGP Timing by TISSOT
www.motogp.com



Misano Adriatico, Sunday, September 04, 2022



4226 m.

GP GRYPYN DI SAN MARINO E DELLA RIVIERA DI RIMINI

Warm Up

Top Speed & Average

26



Rider	Nation	Motorcycle	Top 5 speeds					Average	Top
72 Marco BEZZECCHI	ITA	DUCATI	302.5	301.6	300.8	300.0	300.0	300.8	302.5
63 Francesco BAGNAIA	ITA	DUCATI	301.6	300.0	300.0	299.1	299.1	299.6	301.6
10 Luca MARINI	ITA	DUCATI	300.8	300.0	300.0	299.1	299.1	299.8	300.8
89 Jorge MARTIN	SPA	DUCATI	300.8	300.8	300.0	300.0	299.1	300.0	300.8
5 Johann ZARCO	FRA	DUCATI	300.0	300.0	297.5	297.5	296.7	297.9	300.0
23 Enea BASTIANINI	ITA	DUCATI	300.0	299.1	298.3	297.5	297.5	298.2	300.0
41 Aleix ESPARGARO	SPA	APRILIA	300.0	299.1	298.3	297.5	296.7	298.3	300.0
43 Jack MILLER	AUS	DUCATI	300.0	300.0	297.5	296.7	296.7	297.9	300.0
33 Brad BINDER	RSA	KTM	299.1	298.3	296.7	295.8	295.8	297.1	299.1
12 Maverick VIÑALES	SPA	APRILIA	298.3	298.3	298.3	298.3	298.3	298.3	298.3
42 Alex RINS	SPA	SUZUKI	297.5	296.7	295.8	295.8	295.8	296.3	297.5
51 Michele PIRRO	ITA	DUCATI	297.5	296.7	294.2	294.2	294.2	295.4	297.5
88 Miguel OLIVEIRA	POR	KTM	296.7	296.7	295.8	295.8	294.2	295.8	296.7
20 Fabio QUARTARARO	FRA	YAMAHA	295.8	295.8	294.2	294.2	294.2	294.8	295.8
25 Raul FERNANDEZ	SPA	KTM	295.8	295.0	294.2	293.4	292.6	293.9	295.8
49 Fabio DI GIANNANTONIO	ITA	DUCATI	295.8	295.8	295.0	295.0	294.2	295.0	295.8
73 Alex MARQUEZ	SPA	HONDA	295.8	295.0	295.0	294.2	294.2	294.7	295.8
6 Stefan BRADL	GER	HONDA	294.2	293.4	293.4	292.6	292.6	293.2	294.2
21 Franco MORBIDELLI	ITA	YAMAHA	294.2	292.6	292.6	292.6	292.6	292.9	294.2
30 Takaaki NAKAGAMI	JPN	HONDA	294.2	292.6	292.6	291.8	291.8	292.5	294.2
40 Darryn BINDER	RSA	YAMAHA	294.2	294.2	293.4	292.6	292.6	293.4	294.2
44 Pol ESPARGARO	SPA	HONDA	294.2	293.4	292.6	292.6	292.6	293.1	294.2
4 Andrea DOVIZIOSO	ITA	YAMAHA	293.4	292.6	292.6	292.6	291.8	292.5	293.4
87 Remy GARDNER	AUS	KTM	293.4	292.6	292.6	292.6	291.8	292.4	293.4
92 Kazuki WATANABE	JPN	SUZUKI	291.1	290.3	290.3	290.3	290.3	290.4	291.1

These data/results cannot be reproduced, stored and/or transmitted in whole or in part by any manner of electronic, mechanical, photocopying, recording, broadcasting or otherwise now known or herein after developed without the previous express consent by the copyright owner, except for reproduction in daily press and regular printed publications on sale to the public within 60 days of the event related to those data/results and always provided that copyright symbol appears together as follows below.

© DORNA, 2022

Official MotoGP Timing by TISSOT
www.motogp.com



Misano Adriatico, Sunday, September 04, 2022

Warm Up

MotoGP

Lap	Lap Time	T1	T2	T3	T4	Speed	Lap	Lap Time	T1	T2	T3	T4	Speed
9	1'32.531	25.911	20.648	25.209	20.763	297.5	8	1'33.209	26.242	20.890	25.243	20.834	294.2
10	1'33.610 *	25.860	20.719	25.719*	21.312	298.3	9	1'32.318	25.739	20.694	25.188	20.697	293.4
11	1'32.595	25.856	20.683	25.226	20.830	298.3	10	1'32.507	25.784	20.744	25.221	20.758	295.0
12	1'32.186	25.763	20.624	25.100	20.699	298.3	11	1'32.637 *	25.791	20.811	25.287*	20.748	294.2
13	1'32.503 *	25.844	20.727	25.213*	20.719	296.7	12	1'32.577	25.919	20.764	25.107	20.787	299.1
							13	1'32.539	25.819	20.747	25.132	20.841	295.8

6th **89** **Jorge MARTIN** DUCATI SPA
Prima Pramac Racing

9th **72** **Marco BEZZECCHI** DUCATI ITA
Mooney VR46 Racing Team

Run #	1	Front Tyre	Slick-Hard	Rear Tyre	Slick-Medium	Speed
			7 Laps at start	New Tyre		
1	2'31.319	18.703	21.708	25.887	21.736	296.7
2	1'34.284	26.804	21.146	25.405	20.929	300.0
3	1'33.093	26.184	20.645	25.361	20.903	296.7
4	1'35.832 *	25.898	20.664	25.323*	23.947	295.8
5	1'32.359	25.987	20.513	25.142	20.717	300.8
6	1'35.653 *	25.727*	20.613	25.315	23.998	299.1
7	1'36.082	26.966	20.824	25.861	22.431	298.3
8	1'32.231	25.928	20.579	24.921	20.803	300.8
9	1'32.258	25.984	20.547	25.046	20.681	300.0
10	1'42.867	32.368	23.762	25.703	21.034	297.5
11	1'32.059 *	25.351*	20.686	25.112	20.910	298.3
12	1'32.545	25.959	20.603	25.125	20.858	299.1
13	1'32.412	25.919	20.611	25.106	20.776	298.3

Run #	1	Front Tyre	Slick-Hard	Rear Tyre	Slick-Medium	Speed
			7 Laps at start	7 Laps at start		
1	2'30.348	29.298	28.269	27.472	22.057	290.3
2	1'34.207	26.560	21.327	25.132	21.188	300.0
3	1'33.029	26.130	20.816	25.208	20.875	295.8
4	1'36.364 *	27.918*	22.238	25.140	21.068	302.5
5	1'32.481	26.096	20.589	24.978	20.818	300.8
6	1'35.420	25.872	20.643	25.094	23.811	300.0
7	1'38.446 *	28.154*	21.010	28.187	21.095	251.1
8	1'32.663	26.049	20.745	25.055	20.814	297.5
9	1'47.699	26.099	21.164	39.334	21.102	106.0
10	1'32.708	26.030	20.753	25.053	20.872	301.6
11	1'32.578 *	26.016	20.727	24.993*	20.842	300.0
12	1'34.138 *	26.778*	20.974	25.361	21.025	298.3

7th **41** **Aleix ESPARGARO** APRILIA SPA
Aprilia Racing

10th **42** **Alex RINS** SUZUKI SPA
Team SUZUKI ECSTAR

Run #	1	Front Tyre	Slick-Hard	Rear Tyre	Slick-Medium	Speed
			New Tyre	9 Laps at start		
1	2'29.324	19.710	22.510	26.503	21.714	295.8
2	1'34.225 *	26.625	21.061	25.487*	21.052	296.7
3	1'36.450	26.109	22.548	26.759	21.034	289.5
4	1'33.632	26.463	20.990	25.202	20.977	295.8
5	1'32.561	25.930	20.797	25.055	20.779	295.8
6	1'37.147	25.878	20.703	25.358	25.208	294.2
7	1'34.717	26.385	20.933	25.856	21.543	294.2
8	1'33.511 *	25.837	20.594	25.138*	21.942	297.5
9	1'32.254	25.855	20.600	24.879	20.920	299.1
10	1'37.834	25.811	23.828	26.668	21.527	276.9
11	1'32.601	25.949	20.845	25.062	20.745	295.8
12	1'32.289	25.849	20.765	24.980	20.695	298.3
13	1'32.349	25.821	20.682	25.026	20.820	300.0

Run #	1	Front Tyre	Slick-Hard	Rear Tyre	Slick-Medium	Speed
			2 Laps at start	10 Laps at start		
1	1'50.895 P	20.386	23.159	27.233	17.179	288.7
Run #	2	Front Tyre	Slick-Hard	Rear Tyre	Slick-Medium	Speed
			New Tyre	New Tyre		
2	1'29.958	19.465	22.296	26.513	21.684	290.3
3	1'35.926 *	28.146	21.157	25.427*	21.196	295.8
4	1'33.444	26.231	21.024	25.274	20.915	295.0
5	1'33.075	26.073	20.879	25.265	20.858	295.8
6	1'32.586	25.931	20.794	25.123	20.738	295.8
7	1'36.592	26.223	22.227	27.213	20.929	243.7
8	1'35.601	25.996	22.710	25.841	21.054	293.4
9	1'32.688	25.945	20.829	25.157	20.757	293.4
10	1'39.118	28.530	24.360	25.370	20.858	297.5
11	1'36.436	26.040	24.129	25.372	20.895	293.4
12	1'32.580	26.025	20.754	25.037	20.764	296.7

8th **33** **Brad BINDER** KTM RSA
Red Bull KTM Factory Racing

11th **43** **Jack MILLER** DUCATI AUS
Ducati Lenovo Team

Run #	1	Front Tyre	Slick-Hard	Rear Tyre	Slick-Medium	Speed
			9 Laps at start	New Tyre		
1	2'15.249	21.494	22.739	26.519	21.821	293.4
2	1'37.899	26.816	24.417	25.567	21.099	295.8
3	1'33.341	26.053	20.946	25.384	20.958	295.0
4	1'32.795	25.981	20.831	25.184	20.799	294.2
5	1'33.873 *	25.977	20.803	25.688	21.405*	298.3
6	1'33.095	26.096	20.903	25.296	20.800	296.7
7	1'42.893	26.765	28.241	26.283	21.604	293.4

Run #	1	Front Tyre	Slick-Soft	Rear Tyre	Slick-Soft	Speed
			8 Laps at start	8 Laps at start		
1	2'05.602	20.282	22.037	26.598	21.541	292.6
2	1'33.852	26.437	20.817	25.685	20.913	297.5
3	1'33.269	26.249	20.669	25.605	20.746	295.0
4	1'32.780	26.018	20.582	25.457	20.723	296.7
5	1'33.555 P	29.018	21.405	26.259	16.873	293.4

Fastest Lap: Enea BASTIANINI Gresini Racing MotoG ITA **1'31.944** 25.774 20.612 24.899 20.659

These data/results cannot be reproduced, stored and/or transmitted in whole or in part by any manner of electronic, mechanical, photocopying, recording, broadcasting or otherwise now known or herein after developed without the previous express consent by the copyright owner, except for reproduction in daily press and regular printed publications on sale to the public within 60 days of the event related to those data/results and always provided that copyright symbol appears together as follows below.
© DORNA, 2022



Warm Up

MotoGP

Lap	Lap Time	T1	T2	T3	T4	Speed	Lap	Lap Time	T1	T2	T3	T4	Speed	
Run # 2	Front Tyre	Slick-Hard	Rear Tyre	Slick-Medium			Run # 2	Front Tyre	Slick-Hard	Rear Tyre	Slick-Soft			
15 Laps at start							New Tyre						3 Laps at start	
6	1'33.938	23.473	21.638	27.071	21.756	292.6	3	1'28.819	19.965	21.503	25.998	21.353	294.2	
7	1'35.375	27.294	21.064	25.890	21.127	295.0	4	1'33.823	26.334	21.047	25.444	20.998	295.8	
8	1'33.447	26.316	20.819	25.513	20.799	295.8	5	1'33.280	26.145	20.726	25.605	20.804	293.4	
9	1'33.114	26.178	20.838	25.423	20.675	296.7	6	1'33.112	26.129	20.702	25.452	20.829	295.0	
10	1'32.581	26.052	20.642	25.227	20.660	300.0	7	1'32.726	26.027	20.578	25.331	20.790	295.8	
11	1'32.726	26.067	20.799	25.195	20.665	300.0	8	1'34.859 P	27.545	23.342	27.269	16.703	285.7	
12	1'32.868 *	26.154	20.678	25.319*	20.717	296.7								

12th **5** **Johann ZARCO** DUCATI FRA
Prima Pramac Racing

Run #	1	Front Tyre	Slick-Medium	Rear Tyre	Slick-Soft	Speed
4 Laps at start			6 Laps at start			
1	2'00.871 P	19.907	22.273	26.258	15.939	296.7

Run #	2	Front Tyre	Slick-Hard	Rear Tyre	Slick-Medium	Speed
New Tyre			4 Laps at start			
2	1'31.621	21.100	22.498	26.299	21.724	292.6
3	1'34.784	26.818	21.250	25.578	21.138	294.2
4	1'33.500 *	26.298	20.918	25.366*	20.918	295.8
5	1'33.103	26.200	20.762	25.247	20.894	297.5
6	1'33.083	26.289	20.729	25.287	20.778	297.5
7	1'32.918	26.094	20.793	25.257	20.774	296.7
8	1'36.008 *	28.722*	21.054	25.385	20.847	292.6
9	1'32.988	26.225	20.689	25.248	20.826	296.7
10	1'34.149	26.684	21.612	25.152	20.701	300.0
11	1'32.624	26.019	20.745	25.138	20.722	300.0
12	1'39.613 *	31.911*	21.238	25.434	21.030*	295.8

13th **21** **Franco MORBIDELLI** YAMAHA ITA
Monster Energy Yamaha MotoGP

Run #	1	Front Tyre	Slick-Hard	Rear Tyre	Slick-Medium	Speed
New Tyre			New Tyre			
1	2'19.413	23.033	23.500	28.554	22.051	288.0
2	1'35.276	26.725	21.438	25.883	21.230	294.2
3	1'33.837	26.184	21.050	25.603	21.000	292.6
4	1'33.367	26.082	21.081	25.315	20.889	292.6
5	1'32.982	26.057	20.895	25.193	20.837	292.6
6	1'33.346 *	25.967	20.908	25.561*	20.910	291.8
7	1'32.768	25.849	20.821	25.239	20.859	292.6
8	1'32.877	25.870	20.809	25.333	20.865	291.1
9	1'32.745	25.933	20.757	25.202	20.853	291.8
10	1'32.651	25.892	20.759	25.163	20.837	292.6
11	1'44.260 *	31.597*	24.546	26.771	21.346	276.9
12	1'45.271 *	29.811	27.930	26.366*	21.164	291.1
13	1'40.154	25.970	24.532	28.068	21.584	258.3

14th **49** **Fabio DI GIANNANTONI** DUCATI ITA
Gresini Racing MotoGP

Run #	1	Front Tyre	Slick-Medium	Rear Tyre	Slick-Soft	Speed
13 Laps at start			5 Laps at start			
1	2'00.328	19.794	22.291	27.105	21.829	291.1
2	1'29.232 P	26.430	20.910	25.736	16.156	293.4

15th **88** **Miguel OLIVEIRA** KTM POR
Red Bull KTM Factory Racing

Run #	1	Front Tyre	Slick-Hard	Rear Tyre	Slick-Soft	Speed
13 Laps at start			2 Laps at start			
1	2'16.591	21.402	22.630	26.348	21.643	293.4
2	1'34.173	26.638	21.149	25.461	20.925	296.7
3	1'33.544 *	26.263	20.750	25.715*	20.816	293.4
4	1'32.802	26.140	20.654	25.368	20.640	296.7
5	1'35.336 *	26.966*	21.259	26.047	21.064	291.1
6	1'32.878	26.206	20.618	25.396	20.658	294.2
7	1'29.762 P	26.667*	20.984	25.746	16.365	292.6

Run #	2	Front Tyre	Slick-Hard	Rear Tyre	Slick-Soft	Speed
14 Laps at start			5 Laps at start			
8	1'30.099	20.430	22.051	26.264	21.354	290.3
9	1'33.850 *	26.669	20.869	25.511	20.801*	293.4
10	1'33.598	26.573	20.789	25.541	20.695	293.4
11	1'32.851	26.161	20.574	25.449	20.667	295.8
12	1'32.821	26.093	20.728	25.398	20.602	295.8

16th **73** **Alex MARQUEZ** HONDA SPA
LCR Honda CASTROL

Run #	1	Front Tyre	Slick-Hard	Rear Tyre	Slick-Medium	Speed
4 Laps at start			New Tyre			
1	2'00.808	19.642	22.329	27.014	22.008	295.8
2	1'34.494	26.685	21.245	25.354	21.210	295.0
3	1'33.253	26.098	20.942	25.238	20.975	294.2
4	1'32.894	25.996	20.798	25.228	20.872	293.4
5	1'32.898	26.030	20.769	25.186	20.913	295.0
6	1'36.238	26.141	22.489	26.255	21.353	290.3
7	1'32.833	26.035	20.703	25.177	20.918	294.2
8	1'30.823 P	27.042*	21.298	26.250	16.233	287.2

Run #	2	Front Tyre	Slick-Hard	Rear Tyre	Slick-Medium	Speed
17 Laps at start			8 Laps at start			
9	1'28.857	19.660	21.905	25.949	21.343	293.4
10	1'33.818 *	26.272	20.978	25.545*	21.023	293.4
11	1'32.809	25.947	20.751	25.352	20.759	294.2

Fastest Lap: Enea BASTIANINI Gresini Racing MotoGP ITA **1'31.944** 25.774 20.612 24.899 20.659

These data/results cannot be reproduced, stored and/or transmitted in whole or in part by any manner of electronic, mechanical, photocopying, recording, broadcasting or otherwise now known or herein after developed without the previous express consent by the copyright owner, except for reproduction in daily press and regular printed publications on sale to the public within 60 days of the event related to those data/results and always provided that copyright symbol appears together as follows below.
© DORNA, 2022

Official MotoGP Timing by TISSOT
www.motogp.com



Warm Up

MotoGP

Lap	Lap Time	T1	T2	T3	T4	Speed	Lap	Lap Time	T1	T2	T3	T4	Speed	
17th	30	Takaaki NAKAGAMI					HONDA	JPN	LCR Honda IDEMITSU					
Run #	1	Front Tyre	Slick-Medium	Rear Tyre	Slick-Soft		Run #	1	Front Tyre	Slick-Hard	Rear Tyre	Slick-Medium		
		8 Laps at start			4 Laps at start				8 Laps at start			12 Laps at start		
1	2'28.921	20.238	23.189	26.513	21.766	289.5	1	2'13.175	19.876	22.742	27.154	22.076	289.5	
2	1'34.199 *	26.592	21.004	25.575*	21.028	294.2	2	1'35.165 *	26.823	21.380	25.689	21.273*	291.8	
3	1'35.511	26.121	20.910	27.487	20.993	284.2	3	1'33.742	26.281	21.021	25.467	20.973	291.8	
4	1'29.816 P	26.294	20.826	25.240	17.456	292.6	4	1'33.509	26.124	20.993	25.428	20.964	291.8	
Run #	2	Front Tyre	Slick-Medium	Rear Tyre	Slick-Medium		Run #	5	1'33.237	26.115	20.833	25.335	20.954	291.1
		New Tyre			New Tyre			6	1'41.236 *	32.512*	21.212	26.202	21.310	292.6
5	1'31.964	19.810	23.303	26.880	21.971	284.9	7	1'33.106	26.229	20.776	25.238	20.863	295.8	
6	1'34.021	26.549	20.992	25.472	21.008	291.1	8	1'40.291	26.112	23.007	27.459	23.713	282.7	
7	1'34.928	27.295	21.131	25.584	20.918	291.1	9	1'34.199	26.299	20.731	25.923	21.246	295.0	
8	1'33.738	26.043	20.897	25.456	21.342	292.6	10	1'34.101 *	26.123	20.881	25.963*	21.134	293.4	
9	1'34.643	26.958	21.330	25.464	20.891	291.8	11	1'33.911 *	26.161	20.803	25.668*	21.279	294.2	
10	1'33.144 *	26.090	20.860	25.357	20.837*	291.8	12	1'33.313	26.148	20.819	25.339	21.007	292.6	
11	1'43.490 *	29.117*	25.987	27.138	21.248	274.1	13	1'55.946 *	39.515*	23.852	27.066	25.513	286.4	
12	1'32.910	26.051	20.889	25.178	20.792	291.8								
18th	51	Michele PIRRO					DUCATI	ITA	Aruba.it Racing					
Run #	1	Front Tyre	Slick-Medium	Rear Tyre	Slick-Medium		Run #	1	Front Tyre	Slick-Hard	Rear Tyre	Slick-Soft		
		New Tyre			New Tyre				7 Laps at start			4 Laps at start		
1	2'24.874	23.189	23.635	27.385	21.828	271.3	1	2'25.158	19.585	22.701	26.721	21.648	289.5	
2	1'44.783	26.700	24.094	32.451	21.538	203.3	2	1'37.128	26.728	22.924	26.204	21.272	288.7	
3	1'33.892	26.409	21.037	25.431	21.015	296.7	3	1'38.510 *	26.353	22.403	28.374	21.380*	236.3	
4	1'33.004	26.158	20.816	25.168	20.862	297.5	4	1'40.150 *	29.286*	21.762	26.115	22.987	290.3	
5	1'33.756 P	27.373	22.283	26.767	17.333	255.9	5	1'33.506	26.286	20.934	25.383	20.903	292.6	
Run #	2	Front Tyre	Slick-Medium	Rear Tyre	Slick-Medium		6	1'33.316 *	26.105	20.893	25.364*	20.954	292.6	
		5 Laps at start			5 Laps at start		7	1'33.274	26.130	20.851	25.378	20.915	293.4	
6	1'29.093	20.035	21.794	25.876	21.388	290.3	8	1'39.647	27.262	21.911	27.578	22.896	283.4	
7	1'33.158	26.317	20.886	25.124	20.831	294.2	9	1'38.786	26.219	20.871	25.519	26.177	292.6	
8	1'33.417 *	26.050	20.825	25.509*	21.033	293.4	10	1'39.109 *	30.445*	21.447	26.008*	21.209	290.3	
9	1'33.173 *	26.185	20.914	25.255	20.819*	294.2	11	1'34.746	26.848	21.131	25.697	21.070	291.8	
10	1'33.022	26.209	20.849	25.174	20.790	294.2	12	1'33.794 *	26.167	20.905	25.569*	21.153	291.8	
19th	44	Poi ESPARGARO					HONDA	SPA	Repsol Honda Team					
Run #	1	Front Tyre	Slick-Hard	Rear Tyre	Slick-Medium		Run #	1	Front Tyre	Slick-Hard	Rear Tyre	Slick-Soft		
		4 Laps at start			New Tyre				5 Laps at start			4 Laps at start		
1	2'10.309	18.872	22.197	26.435	21.772	290.3	1	2'08.874	19.601	22.541	26.512	22.143	289.5	
2	1'42.058	30.734	24.021	25.925	21.378	292.6	2	1'34.797 *	26.697	21.107	25.720*	21.273	292.6	
3	1'37.197	26.324	23.483	25.924	21.466	294.2	3	1'34.103 *	26.341	21.042	25.630	21.090*	291.8	
4	1'33.699 P	26.158	25.121	26.320	16.100	288.7	4	1'34.051	26.254	20.996	25.634	21.167	291.8	
Run #	2	Front Tyre	Slick-Hard	Rear Tyre	Slick-Soft		5	1'41.031 *	32.471*	21.436	25.828	21.296	293.4	
		8 Laps at start			4 Laps at start		6	1'33.276	26.225	20.925	25.314	20.812	292.6	
5	1'31.486	18.587	22.822	28.632	21.445	257.7	7	1'29.532 P	26.335	20.887	25.556	16.754	294.2	
6	1'36.280	27.033	21.320	26.476	21.451	293.4	Run #	2	Front Tyre	Slick-Hard	Rear Tyre	Slick-Soft		
7	1'33.739	26.283	20.940	25.468	21.048	291.8			12 Laps at start			11 Laps at start		
8	1'33.010	25.999	20.756	25.297	20.958	292.6	8	1'42.115 *	23.340	28.841	28.617*	21.317	254.7	
9	1'38.584 *	28.116*	23.419	25.926	21.123	292.6	9	1'34.867	26.361	21.728	25.762	21.016	294.2	
10	1'36.968	26.103	23.089	26.477	21.299	285.7	10	1'34.111	26.242	21.168	25.631	21.070	291.1	
11	1'33.037	25.911	20.772	25.319	21.035	291.8								
20th	25	Raul FERNANDEZ					KTM	SPA	Tech3 KTM Factory Racing					
Run #	1	Front Tyre	Slick-Hard	Rear Tyre	Slick-Medium		Run #	1	Front Tyre	Slick-Hard	Rear Tyre	Slick-Medium		
		8 Laps at start			12 Laps at start				8 Laps at start			12 Laps at start		
1	2'13.175	19.876	22.742	27.154	22.076	289.5	1	2'13.175	19.876	22.742	27.154	22.076	289.5	
2	1'35.165 *	26.823	21.380	25.689	21.273*	291.8	2	1'35.165 *	26.823	21.380	25.689	21.273*	291.8	
3	1'33.742	26.281	21.021	25.467	20.973	291.8	3	1'33.742	26.281	21.021	25.467	20.973	291.8	
4	1'33.509	26.124	20.993	25.428	20.964	291.8	4	1'33.509	26.124	20.993	25.428	20.964	291.8	
5	1'33.237	26.115	20.833	25.335	20.954	291.1	5	1'33.237	26.115	20.833	25.335	20.954	291.1	
6	1'41.236 *	32.512*	21.212	26.202	21.310	292.6	6	1'41.236 *	32.512*	21.212	26.202	21.310	292.6	
7	1'33.106	26.229	20.776	25.238	20.863	295.8	7	1'33.106	26.229	20.776	25.238	20.863	295.8	
8	1'40.291	26.112	23.007	27.459	23.713	282.7	8	1'40.291	26.112	23.007	27.459	23.713	282.7	
9	1'34.199	26.299	20.731	25.923	21.246	295.0	9	1'34.199	26.299	20.731	25.923	21.246	295.0	
10	1'34.101 *	26.123	20.881	25.963*	21.134	293.4	10	1'34.101 *	26.123	20.881	25.963*	21.134	293.4	
11	1'33.911 *	26.161	20.803	25.668*	21.279	294.2	11	1'33.911 *	26.161	20.803	25.668*	21.279	294.2	
12	1'33.313	26.148	20.819	25.339	21.007	292.6	12	1'33.313	26.148	20.819	25.339	21.007	292.6	
13	1'55.946 *	39.515*	23.852	27.066	25.513	286.4	13	1'55.946 *	39.515*	23.852	27.066	25.513	286.4	
21st	4	Andrea DOVIZIOSO					YAMAHA	ITA	WithU Yamaha RNF MotoGP Team					
Run #	1	Front Tyre	Slick-Hard	Rear Tyre	Slick-Soft		Run #	1	Front Tyre	Slick-Hard	Rear Tyre	Slick-Soft		
		7 Laps at start			4 Laps at start				7 Laps at start			4 Laps at start		
1	2'25.158	19.585	22.701	26.721	21.648	289.5	1	2'25.158	19.585	22.701	26.721	21.648	289.5	
2	1'37.128	26.728	22.924	26.204	21.272	288.7	2	1'37.128	26.728	22.924	26.204	21.272	288.7	
3	1'38.510 *	26.353	22.403	28.374	21.380*	236.3	3	1'38.510 *	26.353	22.403	28.374	21.380*	236.3	
4	1'40.150 *	29.286*	21.762	26.115	22.987	290.3	4	1'40.150 *	29.286*	21.762	26.115	22.987	290.3	
5	1'33.506	26.286	20.934	25.383	20.903	292.6	5	1'33.506	26.286	20.934	25.383	20.903	292.6	
6	1'33.316 *	26.105	20.893	25.364*	20.954	292.6	6	1'33.316 *	26.105	20.893	25.364*	20.954	292.6	
7	1'33.274	26.130	20.851	25.378	20.915	293.4	7	1'33.274	26.130	20.851	25.378	20.915	293.4	
8	1'39.647	27.262	21.911	27.578	22.896	283.4	8	1'39.647	27.262	21.911	27.578	22.896	283.4	
9	1'38.786	26.219	20.871	25.519	26.177	292.6	9	1'38.786	26.219	20.871	25.519	26.177	292.6	
10	1'39.109 *	30.445*	21.447	26.008*	21.209	290.3	10	1'39.109 *	30.445*	21.447	26.008*	21.209	290.3	
11	1'34.746	26.848	21.131	25.697	21.070	291.8</								

Warm Up

MotoGP

Lap	Lap Time	T1	T2	T3	T4	Speed	Lap	Lap Time	T1	T2	T3	T4	Speed
23rd	87	Remy GARDNER			KTM	AUS	12	1'36.352 *	26.913	21.512	26.352*	21.575	291.1
Tech3 KTM Factory Racing													

Run #	1	Front Tyre	Slick-Hard	Rear Tyre	Slick-Medium	Speed
8 Laps at start						
1	2'13.957	20.267	22.606	27.073	22.556	281.9
2	1'35.315	26.677	21.537	25.604	21.497	290.3
3	1'37.670 *	26.197	21.151	27.860*	22.462	283.4
4	1'33.454	26.091	21.004	25.374	20.985	293.4
5	1'33.497	26.156	20.949	25.376	21.016	292.6
6	1'35.087	26.497	20.987	26.387	21.216	292.6
7	1'33.628	26.276	20.960	25.419	20.973	291.8
8	1'33.764 *	26.244	20.894	25.456*	21.170	289.5
9	1'33.753	26.202	21.006	25.481	21.064	291.8
10	1'46.806 *	31.177*	24.000	28.418	23.211	279.7
11	1'33.831	26.258	21.094	25.428	21.051	291.8
12	1'40.451	26.346	24.674	26.412	23.019	290.3
13	1'33.418	26.155	21.054	25.268	20.941	292.6

24th	6	Stefan BRADL			HONDA	GER
Repsol Honda Team						

Run #	1	Front Tyre	Slick-Medium	Rear Tyre	Slick-Medium	Speed
12 Laps at start						
1	2'05.564	20.040	22.465	27.099	22.038	288.7
2	1'35.297	27.187	21.271	25.670	21.169	293.4
3	1'34.136	26.495	20.970	25.614	21.057	292.6
4	1'30.873 P	26.405	20.971	26.131	17.366	288.0
Run #	2	Front Tyre	Slick-Hard	Rear Tyre	Slick-Medium	Speed
New Tyre						
16 Laps at start						
5	1'32.052	21.380	22.236	26.742	21.694	288.0
6	1'34.413	26.557	21.291	25.488	21.077	293.4
7	1'33.423	26.237	20.775	25.382	21.029	292.6
8	1'33.713	26.255	21.005	25.391	21.062	291.1
9	1'41.326 *	29.848*	24.539	25.818	21.121	294.2
10	1'33.746	26.279	20.951	25.466	21.050	291.8
11	1'34.237	26.363	20.907	25.437	21.530	291.8

25th	92	Kazuki WATANABE			SUZUKI	JPN
Team SUZUKI ECSTAR						

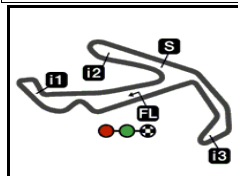
Run #	1	Front Tyre	Slick-Medium	Rear Tyre	Slick-Medium	Speed
11 Laps at start						
1	1'57.595 P	21.559	24.802	29.191	18.763	273.4
Run #	2	Front Tyre	Slick-Medium	Rear Tyre	Slick-Medium	Speed
6 Laps at start						
9 Laps at start						
2	1'38.286	22.194	24.120	28.635	23.337	279.7
3	1'39.516	28.440	22.045	26.876	22.155	288.7
4	1'37.502	27.480	21.843	26.497	21.682	288.7
5	1'36.922	27.165	21.473	26.567	21.717	287.2
6	1'36.631	27.045	21.481	26.504	21.601	290.3
7	1'36.457 *	27.023	21.450	26.472*	21.512	289.5
8	1'36.352	27.105	21.367	26.420	21.460	290.3
9	1'36.028	26.846	21.394	26.272	21.516	290.3
10	1'40.828 *	28.512*	24.435	26.397	21.484	290.3
11	1'35.982	26.842	21.309	26.267	21.564	290.3

Fastest Lap:	Enea BASTIANINI	Gresini Racing MotoGP	ITA	1'31.944	25.774	20.612	24.899	20.659
---------------------	-----------------	-----------------------	-----	-----------------	--------	--------	--------	--------

These data/results cannot be reproduced, stored and/or transmitted in whole or in part by any manner of electronic, mechanical, photocopying, recording, broadcasting or otherwise now known or herein after developed without the previous express consent by the copyright owner, except for reproduction in daily press and regular printed publications on sale to the public within 60 days of the event related to those data/results and always provided that copyright symbol appears together as follows below.
© DORNA, 2022

Official MotoGP Timing by **TISSOT**
www.motogp.com





4226 m.

GP GRYPYN DI SAN MARINO E DELLA RIVIERA DI RIMINI

Official Starting Grid

Race : 27 laps = 114.102 km

28



1	1 1'31.899 43 Jack MILLER Ducati	2 1'32.014 23 Enea BASTIANINI Ducati	3 1'32.048 72 Marco BEZZECCHI Ducati
2	4 1'32.118 12 Maverick VIÑALES Aprilia	5 1'31.914 63 Francesco BAGNAIA Ducati	6 1'32.169 5 Johann ZARCO Ducati
3	7 1'32.226 10 Luca MARINI Ducati	8 1'32.246 20 Fabio QUARTARARO Yamaha	9 1'32.577 41 Aleix ESPARGARO Aprilia
4	10 1'32.775 88 Miguel OLIVEIRA KTM	11 1'33.351 21 Franco MORBIDELLI Yamaha	12 1'33.438 42 Alex RINS Suzuki
5	13 1'32.015 89 Jorge MARTIN Ducati	14 1'32.276 49 Fabio DI GIANNANTONIO Ducati	15 1'32.600 33 Brad BINDER KTM
6	16 1'32.631 73 Alex MARQUEZ Honda	17 1'32.658 51 Michele PIRRO Ducati	18 1'32.663 4 Andrea DOVIZIOSO Yamaha
7	19 1'32.826 44 Pol ESPARGARO Honda	20 1'32.838 6 Stefan BRADL Honda	21 1'33.331 40 Darryn BINDER Yamaha
8	22 1'33.484 30 Takaaki NAKAGAMI Honda	23 1'36.289 92 Kazuki WATANABE Suzuki	24 1'44.690 87 Remy GARDNER KTM

FIM MotoGP Stewards grid penalty for rider #63

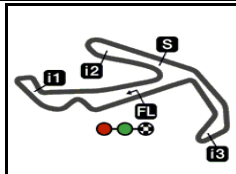
The results are provisional until the end of the limit for protest and appeals and until the ratification of the Event Management Committee.

Time limit for protest expires 60' at the latest after publication of the results - Time:

These data/results cannot be reproduced, stored and/or transmitted in whole or in part by any manner of electronic, mechanical, photocopying, recording, broadcasting or otherwise now known or herein after developed without the previous express consent by the copyright owner, except for reproduction in daily press and regular printed publications on sale to the public within 60 days of the event related to those data/results and always provided that copyright symbol appears together as follows below.

© DORNA, 2022

Official MotoGP Timing by TISSOT
www.motogp.com



GP GRYPYN DI SAN MARINO E DELLA RIVIERA DI RIMINI

Official Starting Grid

4226 m.

Race : 27 laps = 114.102 km

28

9

25
1'46.732
25 Raul FERNANDEZ
KTM

FIM MotoGP Stewards grid penalty for rider #63

The results are provisional until the end of the limit for protest and appeals and until the ratification of the Event Management Committee.

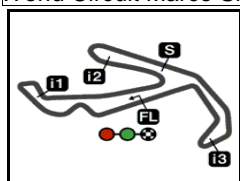
Time limit for protest expires 60' at the latest after publication of the results - Time:

These data/results cannot be reproduced, stored and/or transmitted in whole or in part by any manner of electronic, mechanical, photocopying, recording, broadcasting or otherwise now known or herein after developed without the previous express consent by the copyright owner, except for reproduction in daily press and regular printed publications on sale to the public within 60 days of the event related to those data/results and always provided that copyright symbol appears together as follows below.

© DORNA, 2022

Official MotoGP Timing by **TISSOT**
www.motogp.com





4226 m.

GP GRYPYN DI SAN MARINO E DELLA RIVIERA DI RIMINI

Warm Up

Best Partial Times

MotoGP™

IT Ideal Lap Time, sum of the best partial times

BT Best Lap Time

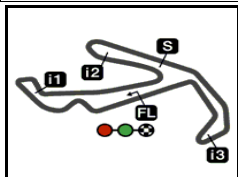
T1		T2		T3		T4						
Pos	Rider	Time	Rider	Time	Rider	Time	Rider	Time	Pos	Rider	IT	BT
1	F.BAGNAIA	25.725	J.MARTIN	20.513	A.ESPARGARO	24.879	M.OLIVEIRA	20.602	1	E.BASTIANINI	1'31.866	1'31.944 (1)
2	L.MARINI	25.734	E.BASTIANINI	20.539	E.BASTIANINI	24.899	F.QUARTARARO	20.614	2	F.BAGNAIA	1'31.921	1'32.010 (2)
3	B.BINDER	25.739	F.BAGNAIA	20.551	J.MARTIN	24.921	E.BASTIANINI	20.659	3	A.ESPARGAR	1'31.979	1'32.254 (7)
4	F.QUARTARARO	25.748	M.OLIVEIRA	20.574	L.MARINI	24.930	J.MILLER	20.660	4	J.MARTIN	1'32.013	1'32.231 (6)
5	M.VIÑALES	25.763	F.DI GIANNANTO	20.578	F.BAGNAIA	24.972	F.BAGNAIA	20.673	5	F.QUARTARAR	1'32.034	1'32.118 (4)
6	E.BASTIANINI	25.769	J.MILLER	20.582	M.BEZZECCHI	24.978	J.MARTIN	20.681	6	L.MARINI	1'32.056	1'32.065 (3)
7	A.ESPARGARO	25.811	M.BEZZECCHI	20.589	A.RINS	25.037	A.ESPARGARO	20.695	7	M.VIÑALES	1'32.186	1'32.186 (5)
8	F.MORBIDELLI	25.849	A.ESPARGARO	20.594	F.QUARTARARO	25.062	B.BINDER	20.697	8	B.BINDER	1'32.237	1'32.318 (8)
9	M.BEZZECCHI	25.872	F.QUARTARARO	20.610	M.VIÑALES	25.100	M.VIÑALES	20.699	9	M.BEZZECCHI	1'32.253	1'32.481 (9)
10	J.MARTIN	25.898	M.VIÑALES	20.624	B.BINDER	25.107	J.ZARCO	20.701	10	J.MILLER	1'32.455	1'32.581 (11)
11	P.ESPARGARO	25.911	L.MARINI	20.665	M.PIRRO	25.124	L.MARINI	20.727	11	A.RINS	1'32.460	1'32.580 (10)
12	A.RINS	25.931	J.ZARCO	20.689	J.ZARCO	25.138	A.RINS	20.738	12	J.ZARCO	1'32.547	1'32.624 (12)
13	A.MARQUEZ	25.947	B.BINDER	20.694	F.MORBIDELLI	25.163	A.MARQUEZ	20.759	13	A.MARQUEZ	1'32.586	1'32.809 (16)
14	J.MILLER	26.018	A.MARQUEZ	20.703	A.MARQUEZ	25.177	F.DI GIANNANTO	20.790	14	F.MORBIDELLI	1'32.606	1'32.651 (13)
15	J.ZARCO	26.019	R.FERNANDEZ	20.731	T.NAKAGAMI	25.178	M.PIRRO	20.790	15	M.OLIVEIRA	1'32.637	1'32.802 (15)
16	F.DI GIANNANTO	26.027	A.RINS	20.754	J.MILLER	25.195	T.NAKAGAMI	20.792	16	F.DI GIANNAN	1'32.726	1'32.726 (14)
17	T.NAKAGAMI	26.043	P.ESPARGARO	20.756	R.FERNANDEZ	25.238	D.BINDER	20.812	17	M.PIRRO	1'32.780	1'33.004 (18)
18	M.PIRRO	26.050	F.MORBIDELLI	20.757	R.GARDNER	25.268	M.BEZZECCHI	20.814	18	T.NAKAGAMI	1'32.839	1'32.910 (17)
19	R.GARDNER	26.091	S.BRADL	20.775	P.ESPARGARO	25.297	F.MORBIDELLI	20.837	19	P.ESPARGAR	1'32.922	1'33.010 (19)
20	M.OLIVEIRA	26.093	M.PIRRO	20.816	D.BINDER	25.314	R.FERNANDEZ	20.863	20	R.FERNANDEZ	1'32.944	1'33.106 (20)
21	A.DOVIZIOSO	26.105	T.NAKAGAMI	20.826	F.DI GIANNANTO	25.331	A.DOVIZIOSO	20.903	21	R.GARDNER	1'33.194	1'33.418 (23)
22	R.FERNANDEZ	26.112	A.DOVIZIOSO	20.851	M.OLIVEIRA	25.368	R.GARDNER	20.941	22	A.DOVIZIOSO	1'33.237	1'33.274 (21)
23	D.BINDER	26.225	D.BINDER	20.887	A.DOVIZIOSO	25.378	P.ESPARGARO	20.958	23	D.BINDER	1'33.238	1'33.276 (22)
24	S.BRADL	26.237	R.GARDNER	20.894	S.BRADL	25.382	S.BRADL	21.029	24	S.BRADL	1'33.423	1'33.423 (24)

These data/results cannot be reproduced, stored and/or transmitted in whole or in part by any manner of electronic, mechanical, photocopying, recording, broadcasting or otherwise now known or herein after developed without the previous express consent by the copyright owner, except for reproduction in daily press and regular printed publications on sale to the public within 60 days of the event related to those data/results and always provided that copyright symbol appears together as follows below.

© DORNA, 2022

Official MotoGP Timing by  TISSOT
www.motogp.com





4226 m.

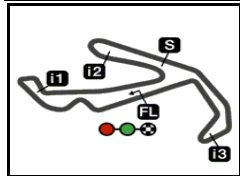
GP GRYPYN DI SAN MARINO E DELLA RIVIERA DI RIMINI**Warm Up****Best Partial Times****MotoGP™***IT Ideal Lap Time, sum of the best partial times**BT Best Lap Time*

		T1		T2		T3		T4				
<i>Pos</i>	<i>Rider</i>	<i>Time</i>	<i>Rider</i>	<i>Time</i>	<i>Rider</i>	<i>Time</i>	<i>Rider</i>	<i>Time</i>	<i>Pos</i>	<i>Rider</i>	<i>IT</i>	<i>BT</i>
	25K.WATANABE	26.842	K.WATANABE	21.309	K.WATANABE	26.267	K.WATANABE	21.460	25	K.WATANABE	1'35.878	1'35.982 (25)

These data/results cannot be reproduced, stored and/or transmitted in whole or in part by any manner of electronic, mechanical, photocopying, recording, broadcasting or otherwise now known or herein after developed without the previous express consent by the copyright owner, except for reproduction in daily press and regular printed publications on sale to the public within 60 days of the event related to those data/results and always provided that copyright symbol appears together as follows below.
© DORNA, 2022


Official MotoGP Timing by **TISSOT**
www.motogp.com





4226 m.

GP GRYPYN DI SAN MARINO E DELLA RIVIERA DI RIMINI**Warm Up****Fastest Laps Sequence**

<i>Practice Time</i>	 <i>Rider</i>	<i>Nation</i>	<i>Motorcycle</i>	<i>Time</i>	<i>Km/h</i>	<i>Rider's Lap</i>
3'24.688	20 Fabio QUARTARARO	FRA	YAMAHA	1'34.206	161.4	2
3'39.454	43 Jack MILLER	AUS	DUCATI	1'33.852	162.1	2
4'14.204	63 Francesco BAGNAIA	ITA	DUCATI	1'33.365	162.9	2
4'57.461	20 Fabio QUARTARARO	FRA	YAMAHA	1'32.773	163.9	3
5'46.945	63 Francesco BAGNAIA	ITA	DUCATI	1'32.741	164.0	3
5'47.194	10 Luca MARINI	ITA	DUCATI	1'32.618	164.2	3
6'29.945	20 Fabio QUARTARARO	FRA	YAMAHA	1'32.484	164.4	4
8'02.207	20 Fabio QUARTARARO	FRA	YAMAHA	1'32.262	164.8	5
9'37.374	23 Enea BASTIANINI	ITA	DUCATI	1'31.944	165.4	5

These data/results cannot be reproduced, stored and/or transmitted in whole or in part by any manner of electronic, mechanical, photocopying, recording, broadcasting or otherwise now known or herein after developed without the previous express consent by the copyright owner, except for reproduction in daily press and regular printed publications on sale to the public within 60 days of the event related to those data/results and always provided that copyright symbol appears together as follows below.

© DORNA, 2022

